

PRO

Water purifier



Owner's Manual

Document No 822901696 Revision BB1522
© Bluewater 2015

 **Bluewater**

EN

FR

ES

PT

IT

DE

PL

RU

SE

FI

NO

DA

ZH





ID

Contents

OWNER'S MANUAL - EN.....	03
MANUEL DU PROPRIÉTAIRE - FR.....	15
MANUAL DE USO – ES.....	27
MANUAL DO PROPRIETÁRIO - PT.....	39
MANUALE DEL PROPRIETARIO - IT.....	51
BEDIENUNGSANLEITUNG – DE.....	63
INSTRUKCJA OBSŁUGI – PL.....	75
РУКОВОДСТВО ВЛАДЕЛЬЦА – RU.....	87
HANDBOK – SE.....	99
OMISTAJAN KÄSIKIRJA - FI.....	111
BRUKERHÅNDBOK - NO.....	123
BETJENINGSVEJLEDNING – DA.....	135
用户手册 - ZH.....	147
PANDUAN PEMILIK - ID.....	159

About this manual


This manual gives you the necessary instructions to operate and do minor troubleshooting on the device. For more information scan the QR codes.

	Bluewater Youtube channel Installation and maintenance videos		Bluewater Youku channel (China) Installation and maintenance videos
	www.bluewatergroup.com Complete User manual		Bluewater China Complete User manual

Original language

The original language of this instruction is English, all other languages are translations of the original instruction.

Regulatory information


Description	
	The CE marking and the related EC Declaration of Conformity is valid for the device when it is used in the same condition as it was delivered from the manufacturer.

Limited warranty

Refer to www.bluewatergroup.com for more information on Limited warranty.

Symbols

The following symbols can be found on the water purifier:

Symbol	Description
	The ETL Listed Mark is proof that the device has been independently tested and meets the applicable published standard.